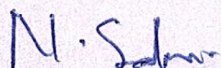



STATEMENT SHOWING SHAREHOLDING PATTERN

I (A)


Name of The Company Scrip Code,Name of the Scrip Class of scrip	MOHIT INDUSTRIES LIMITED 531453		
Quarter Ended	31st December 2011		
Partly Paid-up Shares	No.Of Partly Paid-Up Shares	As a % of total no. of Partly Paid-up shares	As a % of total no. of shares of the company
Held By Promoter/Promoters Group	NIL	NIL	NIL
Held By public	NIL	NIL	NIL
Total	NIL	NIL	NIL
Outstanding convertible Securities	No.Of oustanding securities	As a % of total no. of oustanding convertible securities	As a % of total no. of shares of the company assuming full conversion of the convertible securities
Held By Promoter/Promoters Group	NIL	NIL	NIL
Held By public	NIL	NIL	NIL
Total	NIL	NIL	NIL
Warrants	No. of warrant	As a % of Total no of Warrants	As a % of total no. of shares of the company assuming full conversion of the warrants
Held By Promoter/Promoters Group	2500000	100	17.66
Held By public	NIL	NIL	NIL
Total	2500000	100	17.66
Total Paid-up capital of the company assuming full conversion of warrants and convertible securities	14157575		

For Mohit Industries Limited


(Narayan S. Saboo)
Compliance Officer

(I)(a) Statement showing Shareholding Pattern

Name of the Company: MOHIT INDUSTRIES LTD								
Scrip Code: 531453			Quarter ended on: 31ST December 2011					
Category code	Category of shareHolder	Number of Share holders	Total Number of shares	Number of sharesheld in dematerialised Form	Total shareholding as a percentage of total number of shares		Shares Pledged or otherwise encumbered as a percentage	
					A+B	A+B+C		
A	ShareHolding of Promoter and Promoter Group							
1	Indian							
a	Individuals/HUFs	9	2934537	2934537	25.17	25.17	0	0
b	Central Govt./State Govt.	0	0	0			0	0
c	Bodies Corporate	3	4324214	4324214	37.09	37.09	0	0
d	Financial Institutions/Banks	0	0	0	0	0	0	0
e	Any Other	0	0	0	0	0	0	0
	Sub Total : A1	12	7258751	7258751	62.27	62.27	0	0
2	Foreign							
a	Individuals(NRI/Foreign Individuals)	0	0	0	0.00	0.00	0	0
b	Bodies Corporate	0	0	0	0.00	0.00	0	0
c	Institutions	0	0	0	0.00	0.00	0	0
d	Any Other(specify)	0	0	0	0.00	0.00	0	0
	Sub Total : A2	0	0	0	0.00	0.00	0	0
	Sub Total : A	12	7258751	7258751	62.27	62.27	0	0
B	Public shareholding							
1	Institutions							
a	Mutual Funds/UTI	0	0	0	0.00	0.00	0	0
b	Financial Institutions/Banks	0	0	0	0.00	0.00	0	0
c	Central Govt./State Govt.	0	0	0	0.00	0.00	0	0
d	Venture Capital Funds	0	0	0	0.00	0.00	0	0
e	Insurance Companies	0	0	0	0.00	0.00	0	0
f	Foreign Institutional Investors	1	185850	185850	1.59	1.59	0	0
g	Foreign Venture Capital Investors	0	0	0	0.00	0.00	0	0
h	Any Other(NRI Corp Bodies/Foreign Corp Bodies)	0	0	0	0.00	0.00	0	0
	Sub Total : B1	1	185850	185850	1.59	1.59	0	0
2	Non-Institutions							
a	Bodies Corporate	87	1109668	1108168	9.52	9.52	0	0
bi	Individual-Holding nominal shr capital upto Rs.1lakh	2034	1490183	1447951	12.78	12.78	0	0
bii	Individual-Holding nominal shr capital in excess of Rs.1lakh	40	1592027	1592027	13.66	13.66	0	0
c	Any Other						0	0
C01	Clearing Member	7	1470	1470	0.01	0.01		
C02	NRIs	13	19626	19626	0.17	0.17		
	Sub Total : B2	2181	4212974	4169242	36.14	36.14	0	0
	Sub Total : B	2182	4398824	4355092	37.73	37.73	0	0
C	Shares held by Custodians and against which Depository receipt have been issued							
1	Promoters and Promoter Group							
2	Public shareholding							
e	GDRs/ADRs/ADSs	0	0	0	0.00	0.00	0	0
	Sub Total : C	0	0	0	0.00	0.00	0	0
	Sub Total : C	0	0	0	0.00	0.00	0	0
	Total of A+B	2194	11657575	11613843	100.00	100.00	0	0
	Total of A+B+C	2194	11657575	11613843	100.00	100.00	0	0




(l) (b) Statement showing holding of securities (including shares, Warrants, Convertible Securities) of Persons belonging to the category-Promoter and Promoter Group

Sr No.	Name of the shareholder	Details Of Shares held		Encumbered shares			Details of Warrants		Details of Convertible securities		Total Sahres (including underlying shares assuming full conversion of warrant and convertible securities) as a % diluted shares capital
		Number of shares	As a % of Grand total (A)+(B)+(c)	No	As a%	As a % of Grand total (A)+(B)+(c) of sub-clause (l) (a)	No Of Warrants held	As a % of Grand total (A)+(B)+(c)	No of Convertible securities held	As a % Total No of convertible securities of the same class	
1	BHAGAWATIDEVI S SABOO	328773	2.820	NIL	NIL	NIL	50000	2	NIL	NIL	2.675
2	MADHU NARAYAN SABOO	349358	2.997	NIL	NIL	NIL	0	0	NIL	NIL	2.468
3	MANISH N. SABOO	124286	1.066	NIL	NIL	NIL	150000	6	NIL	NIL	1.937
4	MASK INVESTMENTS LTD	1324204	11.359	NIL	NIL	NIL	0	0	NIL	NIL	9.353
5	MOHIT N. SABOO	202836	1.740	NIL	NIL	NIL	100000	4	NIL	NIL	2.139
6	MOHIT OVERSEAS PVT LTD.	1598622	13.713	NIL	NIL	NIL	0	0	NIL	NIL	11.292
7	MOHIT YARNS LTD	1401388	12.021	NIL	NIL	NIL	0	0	NIL	NIL	9.899
8	NARAYAN S. SABOO	693746	5.951	NIL	NIL	NIL	0	0	NIL	NIL	4.900
9	NARAYAN S. SABOO HUF	245866	2.109	NIL	NIL	NIL	0	0	NIL	NIL	1.737
10	NARESH S SABOO	268424	2.303	NIL	NIL	NIL	0	0	NIL	NIL	1.896
11	SITARAM N. SABOO	571248	4.900	NIL	NIL	NIL	0	0	NIL	NIL	4.035
12	SITARAM N. SABOO H.U.F.	150000	1.287	NIL	NIL	NIL	0	0	NIL	NIL	1.060
13	MOHIT EXIM PVT LTD	0	0.000				600000	24	NIL	NIL	4.238
14	SMT SONIYA N SABOO	0	0.000				200000	8	NIL	NIL	1.413
15	AYUSHI SUDHIR JAIN	0	0.000				200000	8	NIL	NIL	1.413
	Total :	7258751	62.266	0			1300000	52.00	0	0	60.454

For Mohit Industries Ltd.

N. Sahas

Director



(I) (c) (I) Statement showing holding of securities (including shares, Warrants, Convertible Securities) of Persons belonging to the category- Public and holding more than 1% of the Total number of shares

Sr No	Name Of the Shareholder	No of Shares Held	Shares as a % of total no of shares {i.e. Grnad Total (A)+(B)+("C)indicated in Statement at para (I) (a) above}	Details of Warrants		Details of Convertible Securities		Total Shares (including undriying shares assuming full conversion of warrants and convertible securities) as a % of diluted share capital
				No Of Warrants held	As a % Total No. Of warrants of the same class	No Of Convertible Securities held	% w.r.t total no. of convertible securities of the same class	
1	Bony Niranjana Dalal	164262	1.41	0.00	0.00	0.00	0.00	0.00
2	Cil Securities Limited	296564	2.54	0.00	0.00	0.00	0.00	0.00
3	Geetaben Niranjana Dalal	254000	2.18	0.00	0.00	0.00	0.00	0.00
4	Memani Investment and Finance Pvt Ltd	128212	1.10	0.00	0.00	0.00	0.00	0.00
5	Niranjana Venilal Dalal	326000	2.80		0.00	0.00	0.00	0.00
6	Passage To india Master Fund Limited	185850	1.59	0.00	0.00	0.00	0.00	0.00
				0.00	0.00	0.00	0.00	0.00
	Total	1354888	11.62	0.00	0.00	0.00	0.00	0.00



For Mohit Industries Ltd.

N. Sathyan
Director

(l) ("c) (II) Statement showing holding of securities (including shares, Warrants, Convertible Securities) of Persons (together with PAC) belonging to the category - Public and holding more than 5% of total number of shares of the company

Sr No	Name Of the Shareholder and the persons Acting in Concert (PAC) with than	No of Shares Held	Shares as a % of total no of shares {i.e. Grnad Total (A)+(B)+("C)indicated in Statement at para (l) (a) above}	Details of Warrants			Details of Convertible Securities		Total Shares (including undrlying shares assuming full conversion of warrants and convertible securities) as a % of diluted share capital
				No Of Warrants held	As a % Total No. Of warrants of the same class	No Of Convertible Securities held	% w.r.t total no. of convertible securities of the same class		
1	NIL	0	0.00	0.00	0.00	0.00	0.00	0.00	
	Total	0	0.00	0.00	0.00	0.00	0.00	0.00	

(l) ("d) Statement showing details of locked-in-shares

Sr No	Name Of the Shareholder and the persons Acting in	No of locked in shares	Locked-In-Sahres as a percentage of Total No of Shares {i.e., Grand Total {A} + {B} + {C} indicated in statement at para (l) (a) above}
1	NIL	0	0.00
	Total	0	0.00

For Mohit Industries Ltd.

N. S. Saha
Director

(II)(b) Statement showing holding of Depository Receipts (DRs), where underlying shares held by "promoter/promoter group" are in excess of 1% of the total number of shares

Sr. No.	Name of the DR Holder	Type of outstanding DR (ADRs, GDRs, SDRs, etc.)	Number of shares underlying outstanding DRs	Shares underlying outstanding DRs as a percentage of total number of shares {i.e., Grand Total (A)+(B)+(C) indicated in Statement at para (D)(a) above}
1	NIL	NIL	NIL	NIL
2	NIL	NIL	NIL	NIL
3	NIL	NIL	NIL	NIL
4	NIL	NIL	NIL	NIL
5	NIL	NIL	NIL	NIL
6	NIL	NIL	NIL	NIL
7	NIL	NIL	NIL	NIL
8	NIL	NIL	NIL	NIL
9	NIL	NIL	NIL	NIL
TOTAL			NIL	



For Mohit Industries Ltd.

Director