


STATEMENT SHOWING SHAREHOLDING PATTERN


I (A)

Name of The Company Scrip Code, Name of the Scrip Class of scrip	MOHIT INDUSTRIES LIMITED 531453		
Quarter Ended	31st March 2012		
Partly Paid-up Shares	No. Of Partly Paid-Up Shares	As a % of total no. of Partly Paid-up shares	As a % of total no. of shares of the company
Held By Promoter/Promoters Group	NIL	NIL	NIL
Held By public	NIL	NIL	NIL
Total	NIL	NIL	NIL
Outstanding convertible Securities	No. Of oustanding securities	As a % of total no. of oustanding convertible securities	As a % of total no. of shares of the company assuming full conversion of the convertible securities
Held By Promoter/Promoters Group	NIL	NIL	NIL
Held By public	NIL	NIL	NIL
Total	NIL	NIL	NIL
Warrants	No. of warrant	As a % of Total no of Warrants	As a % of total no. of shares of the company assuming full conversion of the warrants
Held By Promoter/Promoters Group	NIL	NIL	NIL
Held By public	NIL	NIL	NIL
Total	NIL	NIL	NIL
Total Paid-up capital of the company assuming full conversion of warrants and convertible securities	14157575		

For Mohit Industries Limited




(Narayan S. Saboo)
Compliance Officer



(I)(a) Statement showing Shareholding Pattern

Name of the Company: MOHIT INDUSTRIES LTD		Table (I)(a)						
Scrip Code: 531453		Quarter ended on: 31 MARCH 2012						
Category code	Category of shareholder	Number of Share holders	Total Number of shares	Number of shares held in dematerialised Form	Total shareholding as a percentage of total number of shares		Shares Pledged or otherwise encumbered number as a percentage	
					As a Percentage of (A+B)1	As a Percentage of (A+B+C)	Number Of Shares	As a percentage
(I)	(II)	(III)	(IV)	(V)	(VI)	(VII)	(VIII)	(IX)=(VIII)/(IV)*100
(A)	Shareholding of Promoter and Promoter Group2							
	1 Indian							
(a)	Individuals/HUFs	0	0	0	0.00	0.00	0	0
(b)	Central Govt./State Govt.	0	0	0	0	0	0	0
(c)	Bodies Corporate	4	5114313	4514313	36.12	36.12	0	0
(d)	Financial Institutions/Banks	0	0	0	0	0	0	0
(e)	Any Other (Specify)	0	0	0	0	0	0	0
(e-1)	Directors Relatives	5	1807704	1257704	12.77	12.77	0	0
(e-ii)	Directors	7	1826833	1676833	12.91	12.91	0	0
	Sub Total : (A)(I)	16	8748850	7448850	61.80	61.80	0	0
	2 Foreign							
a	Individuals(NRI/Foreign Individuals)	0	0	0	0.00	0.00	0	0
b	Bodies Corporate	0	0	0	0.00	0.00	0	0
c	Institutions	0	0	0	0.00	0.00	0	0
d	Any Other(specify)	0	0	0	0.00	0.00	0	0
	Sub Total : (A)(2)	0	0	0	0.00	0.00	0	0
	Total Shareholding of Promotor	16	8748850	7448850	61.80	61.80	0	0
(B)	Public shareholding							
	1 Institutions							
(a)	Mutual Funds/UTI	0	0	0	0.00	0.00	0	0
(b)	Financial Institutions/Banks	0	0	0	0.00	0.00	0	0
(c)	Central Govt./State Govt.	0	0	0	0.00	0.00	0	0
(d)	Venture Capital Funds	0	0	0	0.00	0.00	0	0
(e)	Insurance Companies	0	0	0	0.00	0.00	0	0
(f)	Foreign Institutional Investors	1	185850	185850	1.31	1.31	0	0
(g)	Foreign Venture Capital Investors	0	0	0	0.00	0.00	0	0
(h)	Any Other(NRI Corp Bodies/Foreign Corp Bodies)	0	0	0	0.00	0.00	0	0
	Sub Total(B) (1)	1	185850	185850	1.31	1.31	0	0
	2 Non-Institutions							
(a)	Bodies Corporate	84	2294618	1093118	16.21	16.21	0	0
(b)	Individuals							
I	Individual-Holding nominal shr capital upto Rs.1lakh	1987	1404985	1364753	9.92	9.92	0	0
II	Individual-Holding nominal shr capital in excess of Rs.1lakh	37	1511125	1511125	10.67	10.67	0	0
(c)	Any Other							
(C-I)	Clearing Member	3	5471	5471	0.04	0.04	0	0
(C-ii)	NRIs	11	6676	6676	0.05	0.05	0	0
(C-iii)	Foreign Corp Bodies							
(C-iv)	Foreign Nationals							
(C-v)	Trust							
(c-vi)	Directors							
(c-vii)	Directors Relatives							
	Sub Total(B) (2)	2122	5222875	3981143	36.89	36.89	0	0
	Total Public Shareholding (B)	2123	5408725	4166993	38.20	38.20	0	0
	TOTAL (A)+(B)	2139	14157575	11615843	100.00	100		
(C)	Shares held by Custodians and against which Depository receipt have been issued							
	1 Promoters and Promoter Group							
	2 Public shareholding							
	GDRs/ADRs/ADSs	0	0	0	0.00	0.00	0	0
	Sub Total : C	0	0	0	0.00	0.00	0	0
	GRAND TOTAL (A)+(B)+(C)	2139	14157575	11615843	100.00	100.00		



(l) (b) Statement showing holding of securities (including shares, Warrants, Convertible Securities) of Persons belonging to the category-Promoter and Promoter Group

Sr No.	Name of the shareholder	Details Of Shares held		Encumbered shares(*)			Details of Warrants		Details of Convertible securities		Total Sahres (including underlying shares assuming full conversion of warrant and convertible securities) as a % diluted shares capital
		Number of shares	As a % of Grand total (A)+(B)+(c)	No	As a%	As a % of Grand total (A)+(B)+(c) of sub-clause (l) (a)	No Of Warrants held	As a % of Grand total (A)+(B)+(c)	No of Convertible securities held	As a % Total No of convertible securities of the same class	
1	BHAGAWATIDEVI S SABOO	378773	2.675	0.00	0.00	0.00	0.00	0.00	0.00	0.00	0.000
2	MADHU NARAYAN SABOO	349358	2.468	0.00	0.00	0.00	0.00	0.00	0.00	0.00	0.000
3	MANISH N. SABOO	274286	1.937	0.00	0.00	0.00	0.00	0.00	0.00	0.00	0.000
4	MASK INVESTMENTS LTD	1514303	10.696	0.00	0.00	0.00	0.00	0.00	0.00	0.00	0.000
5	MOHIT N. SABOO	302836	2.139	0.00	0.00	0.00	0.00	0.00	0.00	0.00	0.000
6	MOHIT OVERSEAS PVT LTD.	1598622	11.292	0.00	0.00	0.00	0.00	0.00	0.00	0.00	0.000
7	MOHIT YARNS LTD	1401388	9.899	0.00	0.00	0.00	0.00	0.00	0.00	0.00	0.000
8	NARAYAN S. SABOO	693746	4.900	0.00	0.00	0.00	0.00	0.00	0.00	0.00	0.000
9	NARAYAN S. SABOO HUF	245866	1.737	0.00	0.00	0.00	0.00	0.00	0.00	0.00	0.000
10	NARESH S SABOO	268424	1.896	0.00	0.00	0.00	0.00	0.00	0.00	0.00	0.000
11	SITARAM N. SABOO	571248	4.035	0.00	0.00	0.00	0.00	0.00	0.00	0.00	0.000
12	SITARAM N. SABOO H.U.F.	150000	1.060	0.00	0.00	0.00	0.00	0.00	0.00	0.00	0.000
13	MOHIT EXIM PVT LTD	600000	4.238	0.00	0.00	0.00	0.00	0.00	0.00	0.00	0.000
14	SMT SONIYA N SABOO	200000	1.413	0.00	0.00	0.00	0.00	0.00	0.00	0.00	0.000
15	AYUSHI SUDHIR JAIN	200000	1.413	0.00	0.00	0.00	0.00	0.00	0.00	0.00	0.000
	Total :	8748850	61.796	0		0		0	0	0	0.000



(I) (c) (I) Statement showing holding of securities (including shares, Warrants, Convertible Securities) of Persons belonging to the category- Public and holding more than 1% of the Total number of shares

Sr No	Name Of the Shareholder	No of Shares Held	Shares as a % of total no of shares {i.e. Grnad Total (A)+(B)+("C)indicated in Statement at para (I) (a) above}	Holds of Warrants			Details of Convertible Securities		Total Shares (including underlying shares assuming full conversion of warrants and convertible securities) as a % of diluted share capital
				No Of Warrants held	As a % Total No. Of warrants of the same class	No Of Convertible Securities held	% w.r.t total no. of convertible securities of the same class		
1	Arihant Capital Mkt Ltd	151914	1.07	0.00	0.00	0.00	0.00	0.00	0.00
2	Cil Securities Limited	169108	1.19	0.00	0.00	0.00	0.00	0.00	0.00
3	Geetaben Niranjana Dalal	254000	1.79	0.00	0.00	0.00	0.00	0.00	0.00
4	Bony Niranjana Dalal	164262	1.16	0.00	0.00	0.00	0.00	0.00	0.00
5	Niranjana Venilal Dalal	326000	2.30	0.00	0.00	0.00	0.00	0.00	0.00
6	Passage To india Master Fund Limited	185850	1.31	0.00	0.00	0.00	0.00	0.00	0.00
7	NXT Ployester Pvt Ltd	600000	4.24	0.00	0.00	0.00	0.00	0.00	0.00
8	NXT Fab Private Ltd	600000	4.24	0.00	0.00	0.00	0.00	0.00	0.00
	Total	2451134	17.31	0.00	0.00	0.00	0.00	0.00	0.00




(I) ("c) (II) Statement showing holding of securities (including shares, Warrants, Convertible Securities) of Persons (together with PAC) belonging to the category - Public and holding more than 5% of total number of shares of the company

Sr No	Name Of the Shareholder and the persons Acting in Concert (PAC) with than	No of Shares Held	Shares as a % of total no of shares {i.e. Grnad Total (A)+(B)+("C)indicated in Statement at para (I) (a) above}	Details of Warrants		Details of Convertible Securities		Total Shares (including underlying shares assuming full conversion of warrants and convertible securities) as a % of diluted share capital
				No Of Warrants held	As a % Total No. Of warrants of the same class	No Of Convertible Securities held	% w.r.t total no. of convertible securities of the same class	
1	NIL	0	0.00	0.00	0.00	0.00	0.00	0.00
	Total	0	0.00	0.00	0.00	0.00	0.00	0.00



(I) ("d) Statement showing details of locked-in-shares

Sr No	Name Of the Shareholder and the persons Acting in	No of locked in shares	Locked-In-Sahres as a percentage of Total No of Shares {i.e., Grand Total {A} + {B} + {C} indicated in statement at para (I) (a) above}
1	AYUSHI JAIN	200000	1.413
2	BHAGWATIDEVI SABOO	50000	0.353
3	MANISH SABOO	150000	1.060
4	MOHIT EXIM PVT LTD	600000	4.238
5	MOHIT SABOO	100000	0.706
6	SONIA SABOO	200000	1.413
	Total	1300000	9.182



(II) (a) Statement showing details of Depository Receipts (DRs)

Sr No	Type of outstanding DR ADRs, GDRs, SDRs	No of outstanding DRs	No Of Sahres Underlying Outstanding DRs	Shares underlying outstanding DRs as a No Of shares (i.e. Grand percentage of total Total (A) + (B) + ("C) indicated in Statement at para (I) (a) above}
1	NIL	0	0.00	
	Total	0	0.00	

(II) (b) Statement showing details of Depository Receipts (DRs), where underlying shares held by Promoter/Promoter group" are in excess of 1% of the total number of shares

Sr No	Name of DR Holder	Type of outstanding DR(ADRs,GDRs SDRs, etc.)	No Of Sahres Underlying Outstanding DRs	Shares underlying outstanding DRs as a percentage of total number of shares {i.e., Grand Total (A)+(B)+("C) indicated in Statement at para (I)(a) above}
1	NIL	0	0.00	
	Total	0	0.00	

